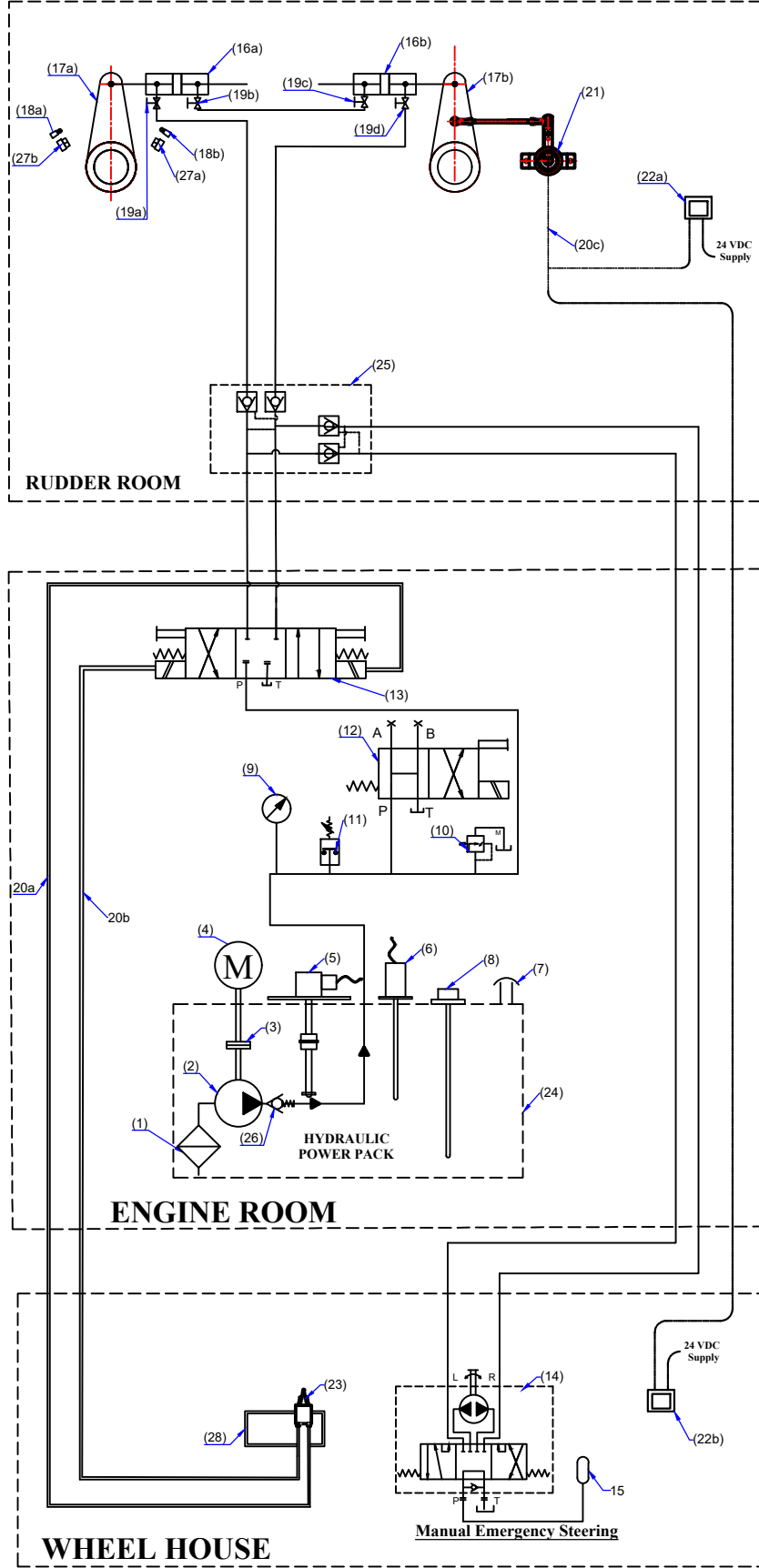


**Electro-Hyd. Circuit - Twin Bhima -SPL With Hydraulic Connection Hose for Hydraulic Synchronization.**



SI No.	Description
1	Suction Strainer
2	Hydraulic pump
3	Flexible Coupling
4	Electric Motor
5	Oil Level Sensor
6	Oil Temp. Sensor
7	Filler Breather
8	Oil Dip Stick
9	Pressure Gauge
10	Pr. Relief Valve
11	Pre Switch Low Pre Alarm
12	Unloading Valve
13	Sol. Opertd. Dire. Control Valve
14	Emergency Steering
15	Flanged Reservoir
16a,16b	Hyd. Actuator - Bhima
17a,17b	Tiller Arm( Yard Supply )
18a,18b	Limit Switch
19a,19b,19c,19d	ISOLATION VALVES
20a,20b,20c	Electrical Lines
21	Rudder Angle Sensor
22a,22b	Rudder Angle Indicator
23	Joystick
24	Power pack Tank
25	Double Check Valve
26	Non-Return Valve
27	Mechanical Stopper ( Yard Supply )
28	Steering Gear Control Panel






**MAC ♦ N ♦ HOM SYSTEMS  
KOCHI - 20**

**DESIGNATION**  
Electro-Hydro. Circuit of SPL. Twin Bhima  
With Hydraulic Connection Hose.

**DWG. No.**  
MHS-1881  
(Page 1 of 2)

**DATE**  
16.02.2024

	A	B	C	D	E	F	G	H																								
1	<b><u>ELECTRO-HYDRAULIC CIRCUIT</u></b>								1																							
	<b><u>SYSTEM PARAMETERS</u></b>																															
2	<b>1) <u>Pump Capacity:</u></b> <b>Discharge : 1.8 lpm</b> <b>Max. Pressure : 200 kg/cm<sup>2</sup></b>								2																							
3	<b>2) <u>Hydraulic Cylinder</u></b> <b>Operating Pressure : 40 kg/cm<sup>2</sup></b> <b>Relief Valve Set Pressure : 60 kg/cm<sup>2</sup></b>								3																							
4	<b>3) <u>Helm Steering Wheel</u></b> <b>Diameter : 686 mm ( 27")</b>								4																							
5	<b>4) <u>Seamless Steel Tube</u></b> <b>Material : Carbon Steel,</b> <b>Cold Drawn, Normalised &amp;</b> <b>Pickled Tube</b> <b>Specification : EN 10305-4</b> <b>Diameter : 16 mm</b> <b>Thickness : 2 mm</b>								5																							
6	<b>5) <u>Hydraulic Cylinder</u></b> <b>Model : Bhima.</b> <b>Stroke : 260 mm</b> <b>Ram : 25 mm.</b>								6																							
7	<b>6) <u>Hydraulic Hose:</u></b> <b>Grade : R1</b> <b>I.D : <math>\frac{1}{2}</math>"</b>								7																							
8	<b>7) <u>Electric Motor</u></b> <b>0.5 HP, 50 Hz, 1440 rpm, 3Phase</b>								8																							
9	<b>8) <u>Emergency Helm Pump</u></b> <b>Discharge : 50 cc/rev</b>								9																							
10	<table border="1" style="width: 100%; border-collapse: collapse;"> <tr> <td rowspan="2" style="text-align: center;"></td> <td colspan="3" style="text-align: center;"><b>MAC ♦ N ♦ HOM SYSTEMS</b></td> <td style="text-align: center;"><b>DESIGNATION</b></td> <td style="text-align: center;"><b>DWG. No.</b></td> <td colspan="2" style="text-align: center;"><b>DATE</b></td> </tr> <tr> <td colspan="3" style="text-align: center;"><b>KOCHI - 20</b></td> <td style="text-align: center;"><small>Electro-Hydro. Circuit of SPL. Twin Bhima With Hydraulic Connection Hose. (Page 1 of 2)</small></td> <td style="text-align: center;"><b>MHS-1881</b></td> <td colspan="2" style="text-align: center;"><b>16.02.2024</b></td> </tr> <tr> <td style="text-align: center;">A</td> <td style="text-align: center;">B</td> <td style="text-align: center;">C</td> <td style="text-align: center;">D</td> <td style="text-align: center;">E</td> <td style="text-align: center;">F</td> <td style="text-align: center;">G</td> <td style="text-align: center;">H</td> </tr> </table>									<b>MAC ♦ N ♦ HOM SYSTEMS</b>			<b>DESIGNATION</b>	<b>DWG. No.</b>	<b>DATE</b>		<b>KOCHI - 20</b>			<small>Electro-Hydro. Circuit of SPL. Twin Bhima With Hydraulic Connection Hose. (Page 1 of 2)</small>	<b>MHS-1881</b>	<b>16.02.2024</b>		A	B	C	D	E	F	G	H	10
	<b>MAC ♦ N ♦ HOM SYSTEMS</b>			<b>DESIGNATION</b>	<b>DWG. No.</b>	<b>DATE</b>																										
	<b>KOCHI - 20</b>			<small>Electro-Hydro. Circuit of SPL. Twin Bhima With Hydraulic Connection Hose. (Page 1 of 2)</small>	<b>MHS-1881</b>	<b>16.02.2024</b>																										
A	B	C	D	E	F	G	H																									